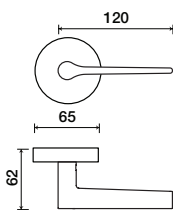


6810 | Alta



Standard rose system

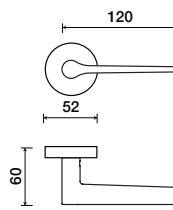
Lever with 65 mm rose for standard tubular 2-1/8" door prep



See "Rose Options" page for available rose options

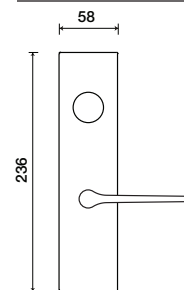
Small rose system

Lever with 52 mm rose for mortise and custom tubular door prep



Escutcheon plate system

Lever with plate for mortise functions



See "Escutcheon Plate Options" page for available plate options

Tubular leversets ordering example:

Alta lever on a small round rose, passage function, in satin chrome finish, with 2-3/4" backset

6810	SM	PA	626	2-3/4	
Lever design	Rose/Plate	Function	Finish	Backset	Misc.
Alta 6810	1912 (65 mm) 1912Q (65 mm) SM (52 mm) SMQ (54 mm) SME (54 mm)	PA (Passage) PY (Privacy) FD (Full Dummy) SD (Single Dummy)	Per project specification	2-3/8" 2-3/4"	