


5020 | Link

LEVERS



Lever returns to within 1/2" of door face

Shown in Polished Stainless Finish

Standard rose system

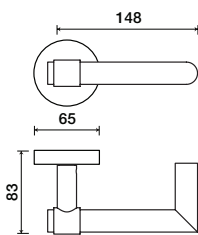
Lever with 65 mm rose for standard tubular 2-1/8" door prep

Small rose system

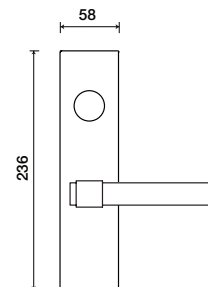
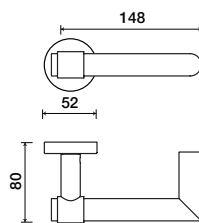
Lever with 52 mm rose for mortise and custom tubular door prep

Escutcheon plate system

Lever with plate for mortise functions



See "Rose Options" page for available rose options



See "Escutcheon Plate Options" page for available plate options

Tubular leversets ordering example:

Link lever on a 1912 standard round rose, passage function, in polished stainless steel finish, with 2-3/4" backset

5020	1912	PA	629	2-3/4	
Lever design	Rose/Plate	Function	Finish	Backset	Misc.
Link 5020	1912 (65 mm) 1912Q (65 mm) SM (52 mm) SMQ (54 mm)	PA (Passage) PY (Privacy) FD (Full Dummy) SD (Single Dummy)	Per project specification	2-3/8" 2-3/4"	