

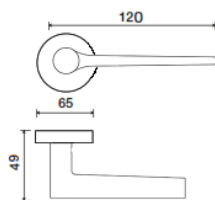
6810 Alta



Shown in Satin Stainless finish

Standard rose system

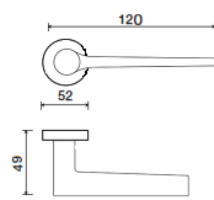
Lever with 65 mm rose for standard tubular 2-1/8" door prep



See "Rose Options" page for available rose options

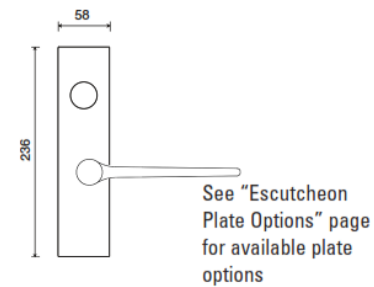
Small rose system

Lever with 52 mm rose for mortise and custom tubular door prep



Escutcheon plate system

Lever with plate for mortise functions



Tubular leversets ordering example:

Alta lever on a standard rose, passage function, in satin stainless with 2-3/4" backset

6810	1912	PA	630	2-3/4	
Lever design	Rose/Plate	Function	Finish	Backset	Misc.
Alta 6810	SMQ (54 mm) SMQR (54 mm) SM (52 mm) 1912-Q (65 mm) 1912 (65 mm)	PA (Passage) PY (Privacy) FD (Full Dummy) SD (Single Dummy)	Per project specification	2-3/8" 2-3/4"	