

1545 | Dario

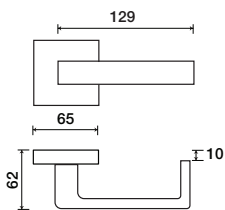


Lever returns to within 1/2" of door face

Shown in Satin Chrome Finish on the SMQR radiused rose

Standard rose system

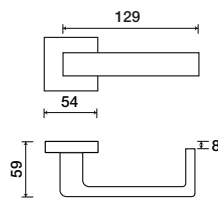
Lever with 65 mm square rose for standard tubular 2-1/8" door prep



See "Rose Options" page for available rose options

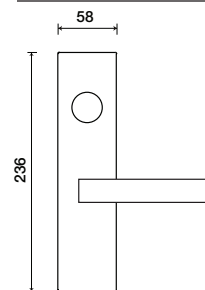
Small rose system

Lever with 54 mm square rose for mortise and custom tubular door prep



Escutcheon plate system

Lever with plate for mortise functions



See "Escutcheon Plate Options" page for available plate options

Tubular leversets ordering example:

Dario lever on a radiused square rose, passage function, in satin chrome finish, with 2-3/4" backset

1545	SMQR	PA	626	2-3/4	
Lever design	Rose/Plate	Function	Finish	Backset	Misc.
Dario 1545	SMQ (54 mm) SMQR (54 mm) SM (52 mm) 1912 (65 mm) 1912Q (65 mm)	PA (Passage) PY (Privacy) FD (Full Dummy) SD (Single Dummy)	Per project specification	2-3/8" 2-3/4"	