

632 | Nuit

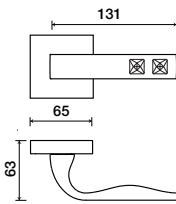


Consider our companion 630 Eidos lever for the rest of your project

Shown in Satin Chrome

Standard rose system

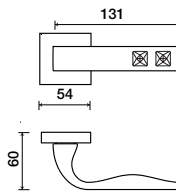
Lever with 65 mm square rose for standard tubular 2-1/8" door prep



See "Rose Options" page for available rose options

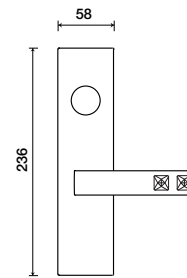
Small rose system

Lever with 54 mm square rose for mortise and custom tubular door prep



Escutcheon plate system

Lever with plate for mortise functions



See "Escutcheon Plate Options" page for available plate options

Tubular leversets ordering example:

Nuit lever on a standard rose, passage function, in satin chrome finish with 2-3/4" backset

632	SMQ	PA	626	2-3/4"	
Lever design	Rose/Plate	Function	Finish	Backset	Misc.
Nuit 632	1912Q (65mm) 1912 (65mm) SMQ (54mm) SM (52mm)	PA (Passage) PY (Privacy) FD (Full Dummy) SD (Single Dummy)	Per project specification	2-3/8" 2-3/4"	