

# 631 Chic

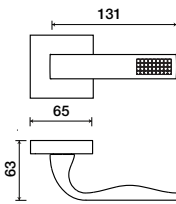


Consider our companion 630 Eidos lever for the rest of your project

Shown in Satin Chrome

## Standard rose system

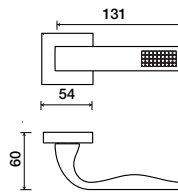
Lever with 65 mm square rose for standard tubular 2-1/8" door prep



See "Rose Options" page for available rose options

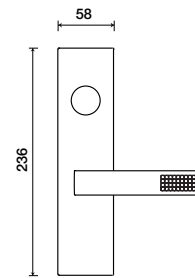
## Small rose system

Lever with 54 mm square rose for mortise and custom tubular door prep



## Escutcheon plate system

Lever with plate for mortise functions



See "Escutcheon Plate Options" page for available plate options

### Tubular leversets ordering example:

Chic lever on a standard rose, passage function, in satin chrome finish with 2-3/4" backset

631	SMQ	PA	626	2-3/4	
Lever design	Rose/Plate	Function	Finish	Backset	Misc.
Chic 631	1912Q (65mm) 1912 (65mm) SMQ (54mm) SM (52mm)	PA (Passage) PY (Privacy) FD (Full Dummy) SD (Single Dummy)	Per project specification	2-3/8" 2-3/4"	