




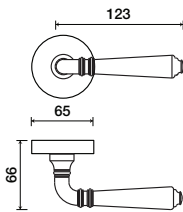
903 | Trevi



Shown in Satin Nickel finish

Standard rose system

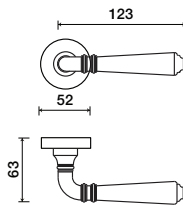
Lever with 65 mm rose for standard tubular 2-1/8" door prep



See "Rose Options" page for available rose options

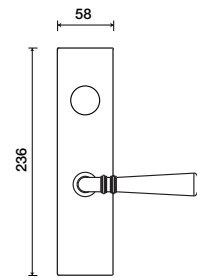
Small rose system

Lever with 52 mm rose for mortise and custom tubular door prep



Escutcheon plate system

Lever with plate for mortise functions



See "Escutcheon Plate Options" page for available plate options

Tubular leversets ordering example:

Trevi lever on a standard rose, passage function, in satin nickel finish with 2-3/4" backset

| 903 | 1905 | PA | US15 | 2-3/4 | |
|--------------|--|--|---------------------------|------------------|-------|
| Lever design | Rose/Plate | Function | Finish | Backset | Misc. |
| Trevi 903 | 1903 (65 mm) 1904 (65 mm) 1905 (65 mm) 1912 (65 mm) SM (52 mm) | PA (Passage) PY (Privacy) FD (Full Dummy) SD (Single Dummy) | Per project specification | 2-3/8" 2-3/4" | |