



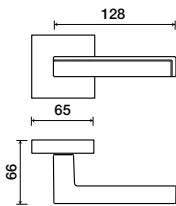
610 | Pinax



Shown in Satin Chrome/Polished Chrome finish

Standard rose system

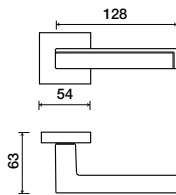
Lever with 65 mm square rose for standard tubular 2-1/8" door prep



See "Rose Options" page for available rose options

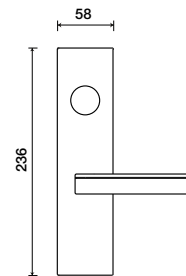
Small rose system

Lever with 54 mm square rose for mortise and custom tubular door prep



Escutcheon plate system

Lever with plate for mortise functions



See "Escutcheon Plate Options" page for available plate options

Tubular leversets ordering example:

Pinax lever on a standard rose, passage function, in polished chrome finish with 2-3/4" backset

610	1912Q	PA	US26D/US26	2-3/4	
Lever design	Rose/Plate	Function	Finish	Backset	Misc.
Pinax 610	1912Q (65 mm) 1912 (65 mm) SMQ (54 mm) SM (52 mm)	PA (Passage) PY (Privacy) FD (Full Dummy) SD (Single Dummy)	Per project specification	2-3/8" 2-3/4"	