




925 | Join

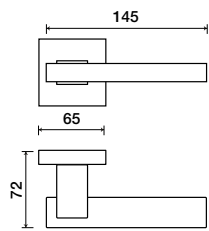


Matching item available:
• DPC4021 Join pull

Shown in Clear Blue/Satin Stainless Finish (Grip is machined acrylic)
Other color combinations available

Standard rose system

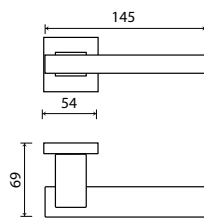
Lever with 65 mm square rose for standard tubular 2-1/8" door prep



See "Rose Options" page for available rose options
(Tubular privacy application requires use of PB70 privacy bolt)

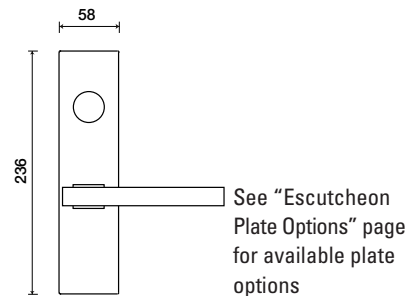
Small rose system

Lever with 54 mm square rose for mortise and custom tubular door prep



Escutcheon plate system

Lever with plate for mortise functions



Tubular leversets ordering example:

Join lever on a small square rose, passage function, in Clear Blue/Satin Stainless with 2-3/4" backset

925	SMQ	PA	Clear Blue/630	2-3/4	
Lever design	Rose/Plate	Function	Finish	Backset	Misc.
Join 925	SMQ (54mm) SMQR (54mm) SM (52mm) 1912Q (65mm) 1912 (65mm)	PA (Passage) FD (Full Dummy) SD (Single Dummy)	Per project specification	2-3/8" 2-3/4"	