



900 | Stella

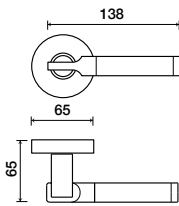
LEVERS



Shown in Stainless Steel/Polished Chrome finish

Standard rose system

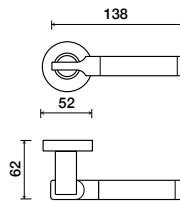
Lever with 65 mm rose for standard tubular 2-1/8" door prep



See "Rose Options" page for available rose options

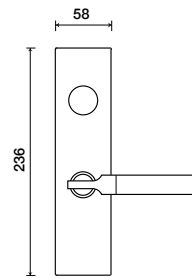
Small rose system

Lever with 52 mm rose for mortise and custom tubular door prep



Escutcheon plate system

Lever with plate for mortise functions



See "Escutcheon Plate Options" page for available plate options

Tubular leversets ordering example:

Stella lever on a standard rose, passage function, in stainless/polished chrome finish with 2-3/4" backset

900	1912	PA	US26/32D	2-3/4	
Lever design	Rose/Plate	Function	Finish	Backset	Misc.
Stella 900	1903 (65 mm) 1912 (65 mm) SM (52 mm)	PA (Passage) PY (Privacy) FD (Full Dummy) SD (Single Dummy)	Per project specification	2-3/8" 2-3/4"	