

6778 | Zeta



Lever returns to within 1/2" of door face

Shown in Satin Stainless Finish

Standard rose system

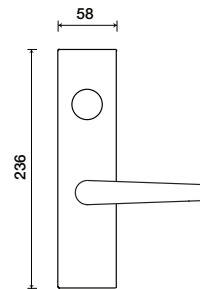
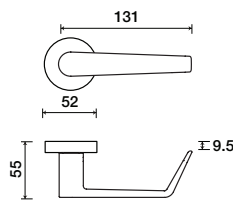
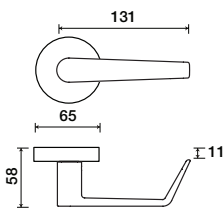
Lever with 65 mm rose for standard tubular 2-1/8" door prep

Small rose system

Lever with 52 mm rose for mortise and custom tubular door prep

Escutcheon plate system

Lever with plate for mortise functions



See "Escutcheon Plate Options" page for available plate options

See "Rose Options" page for available rose options

Tubular leversets ordering example:

Zeta lever on a 1912 standard round rose, passage function, in satin stainless steel finish, with 2-3/4" backset

6778	1912	PA	625	2-3/4"	
Lever design	Rose/Plate	Function	Finish	Backset	Misc.
Zeta 6778	1905 (65 mm) 1912 (65 mm) SM (52 mm) SMT (58 mm)	PA (Passage) PY (Privacy) FD (Full Dummy) SD (Single Dummy)	Per project specification	2-3/8" 2-3/4"	