



660 | Inlay



Shown above in Polished Chrome finish with Wenge Wood inlay



Satin Stainless inlay



Bleached Oak inlay



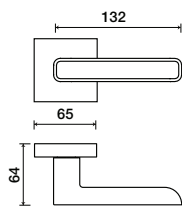
Decorative Glass inlay

OF SPECIAL INTEREST

Additional inlay materials and custom engraving options available. Contact Frascio International for more information.

Standard rose system

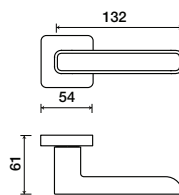
Lever with 65 mm square rose for standard tubular 2-1/8" door prep



See "Rose Options" page for available rose options

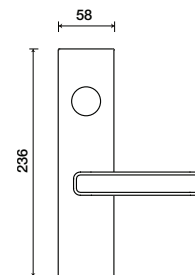
Small rose system

Lever with 54 mm radiused square rose for mortise and custom tubular door prep



Escutcheon plate system

Lever with plate for mortise functions



See "Escutcheon Plate Options" page for available plate options

Tubular leversets ordering example:

Inlay lever on a 54mm radiused square rose, passage function, in polished chrome finish and Wenge Wood inlay with 2-3/4" backset

660	SMQR	PA	US26/Wenge	2-3/4	
Lever design	Rose/Plate	Function	Finish	Backset	Misc.
Inlay 660	SMQ (54 mm) SMQR (54 mm) SM (52 mm) 1912-Q (65 mm) 1912 (65 mm)	PA (Passage) PY (Privacy) FD (Full Dummy) SD (Single Dummy)	Per project specification	2-3/8" 2-3/4"	

