




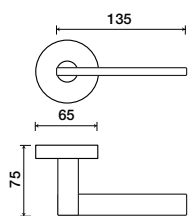
# 6592 | Cutlass



Shown in Satin Stainless finish

## Standard rose system

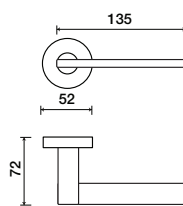
Lever with 65 mm square rose for standard tubular 2-1/8" door prep



See "Rose Options" page for available rose options

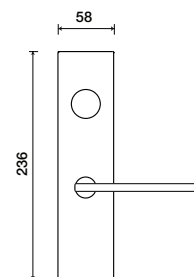
## Small rose system

Lever with 52 mm rose for mortise and custom tubular door prep



## Escutcheon plate system

Lever with plate for mortise functions



See "Escutcheon Plate Options" page for available plate options

### Tubular leversets ordering example:

Cutlass lever on a standard rose, passage function, in satin stainless finish with 2-3/4" backset

6592	1912	PA	630	2-3/4	
Lever design	Rose/Plate	Function	Finish	Backset	Misc.
Cutlass 6592	1912 (65 mm) SM (52 mm)	PA (Passage) PY (Privacy) FD (Full Dummy) SD (Single Dummy)	Per project specification	2-3/8" 2-3/4"	