



650 | Kalé

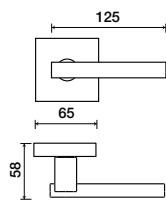


Matching item available:
• 651 Kalé pull

Shown in Polished Chrome finish

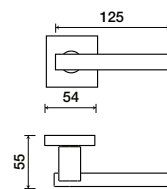
Standard rose system

Lever with 65 mm square rose for standard tubular 2-1/8" door prep



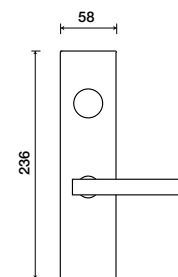
Small rose system

Lever with 54 mm square rose for mortise and custom tubular door prep



Escutcheon plate system

Lever with plate for mortise functions



See "Escutcheon Plate Options" page for available plate options

See "Rose Options" page for available rose options

Tubular leversets ordering example:

Kalé lever on a standard rose, passage function, in satin chrome finish with 2-3/4" backset

650	1912Q	PA	US26	2-3/4	
Lever design	Rose/Plate	Function	Finish	Backset	Misc.
Kalé 650	1912Q (65 mm) 1912 (65 mm) SMQ (54 mm) SM (52 mm)	PA (Passage) PY (Privacy) FD (Full Dummy) SD (Single Dummy)	Per project specification	2-3/8" 2-3/4"	