



639 | Theta

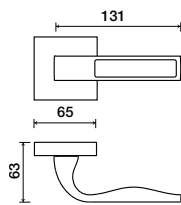
LEVERS



Shown in Satin Chrome finish

Standard rose system

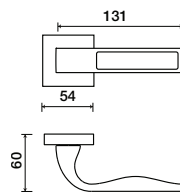
Lever with 65 mm square rose for standard tubular 2-1/8" door prep



See "Rose Options" page for available rose options

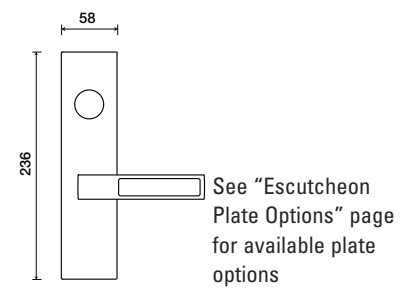
Small rose system

Lever with 54 mm square rose for mortise and custom tubular door prep



Escutcheon plate system

Lever with plate for mortise functions



Tubular leversets ordering example:

Theta lever on a 54 mm square rose, passage function, in satin chrome finish with 2-3/4" backset

639	SMQ	PA	US26D	2-3/4	
Lever design	Rose/Plate	Function	Finish	Backset	Misc.
Theta 639	1912Q (65 mm) 1912 (65 mm) SMQ (54 mm) SM (52 mm)	PA (Passage) PY (Privacy) FD (Full Dummy) SD (Single Dummy)	Per project specification	2-3/8" 2-3/4"	