




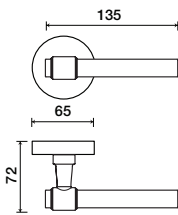
6202 | Decora



Shown in Satin Brass finish

Standard rose system

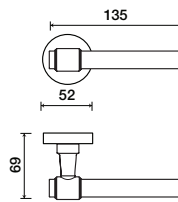
Lever with 65 mm square rose for standard tubular 2-1/8" door prep



See "Rose Options" page for available rose options

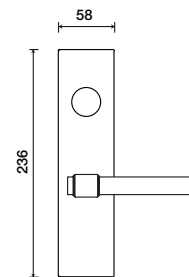
Small rose system

Lever with 52 mm rose for mortise and custom tubular door prep



Escutcheon plate system

Lever with plate for mortise functions



See "Escutcheon Plate Options" page for available plate options

Tubular leversets ordering example:

Decora lever on a standard rose, passage function, in satin brass finish with 2-3/4" backset

6202	1912	PA	606	2-3/4	
Lever design	Rose/Plate	Function	Finish	Backset	Misc.
Decora 6202	1912 (65 mm) SM (52 mm)	PA (Passage) PY (Privacy) FD (Full Dummy) SD (Single Dummy)	Per project specification	2-3/8" 2-3/4"	