



# 620 | Tuke



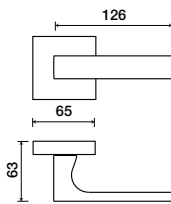
Matching item available:

- DPE1020 Siena/ DPE1024 pulls

Shown in Satin Chrome finish

## Standard rose system

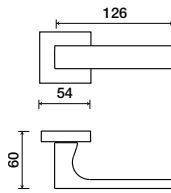
Lever with 65 mm square rose for standard tubular 2-1/8" door prep



See "Rose Options" page for available rose options

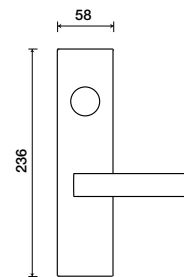
## Small rose system

Lever with 54 mm square rose for mortise and custom tubular door prep



## Escutcheon plate system

Lever with plate for mortise functions



See "Escutcheon Plate Options" page for available plate options

### Tubular leversets ordering example:

Tuke lever on a standard rose, passage function, in satin chrome finish with 2-3/4" backset

620	1912Q	PA	US26D	2-3/4	
Lever design	Rose/Plate	Function	Finish	Backset	Misc.
Tuke 620	<b>1912Q</b> (65 mm) <b>1912</b> (65 mm) <b>SMQ</b> (54 mm) <b>SM</b> (52 mm)	<b>PA</b> (Passage) <b>PY</b> (Privacy) <b>FD</b> (Full Dummy) <b>SD</b> (Single Dummy)	Per project specification	<b>2-3/8"</b> <b>2-3/4"</b>	