



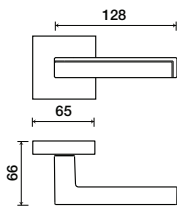
# 610 | Pinax



Shown in Satin Chrome/Polished Chrome finish

### Standard rose system

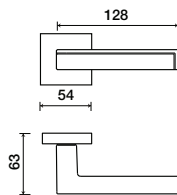
Lever with 65 mm square rose for standard tubular 2-1/8" door prep



See "Rose Options" page for available rose options

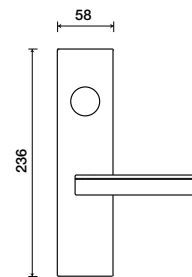
### Small rose system

Lever with 54 mm square rose for mortise and custom tubular door prep



### Escutcheon plate system

Lever with plate for mortise functions



See "Escutcheon Plate Options" page for available plate options

### Tubular leversets ordering example:

Pinax lever on a standard rose, passage function, in polished chrome finish with 2-3/4" backset

|                     |  |  |                           |                  |              |
|---------------------|--|--|---------------------------|------------------|--------------|
| <b>610</b>          | <b>1912Q</b>   | <b>PA</b>  | <b>US26D/US26</b>         | <b>2-3/4</b>     |              |
| <b>Lever design</b> | <b>Rose/Plate</b>  | <b>Function</b>  | <b>Finish</b>             | <b>Backset</b>   | <b>Misc.</b> |
| Pinax 610           | 1912Q (65 mm)<br>1912 (65 mm)<br>SMQ (54 mm)<br>SM (52 mm) | PA (Passage)<br>PY (Privacy)<br>FD (Full Dummy)<br>SD (Single Dummy) | Per project specification | 2-3/8"<br>2-3/4" |              |