



# 5855 | Sophia



LEVERS



Cross-section profile is a flattened oval tilted away from the door

Shown in Polished Stainless finish

## Standard rose system

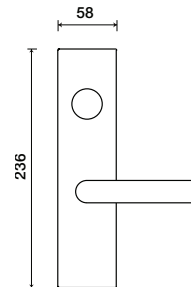
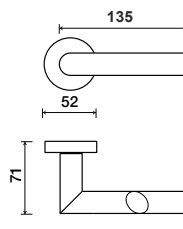
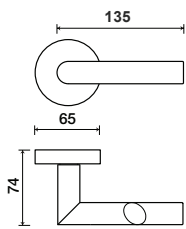
Lever with 65 mm square rose for standard tubular 2-1/8" door prep

## Small rose system

Lever with 52 mm rose for mortise and custom tubular door prep

## Escutcheon plate system

Lever with plate for mortise functions



See "Escutcheon Plate Options" page for available plate options

See "Rose Options" page for available rose options

### Tubular leversets ordering example:

Sophia lever on a standard rose, passage function, in polished stainless finish with 2-3/4" backset

5855	1912	PA	629	2-3/4"	
Lever design	Rose/Plate	Function	Finish	Backset	Misc.
Sophia 5855	1912 (65 mm) SM (52 mm)m)	PA (Passage) PY (Privacy) FD (Full Dummy) SD (Single Dummy)	Per project specification	2-3/8" 2-3/4"	