



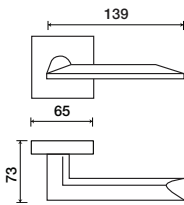
1580 | Rise



Shown in Satin Chrome finish on the SMQR radiused rose

Standard rose system

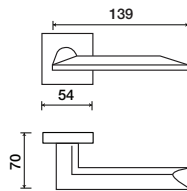
Lever with 65 mm square rose for standard tubular 2-1/8" door prep



See "Rose Options" page for available rose options
(Tubular privacy application requires use of PB70 privacy bolt)

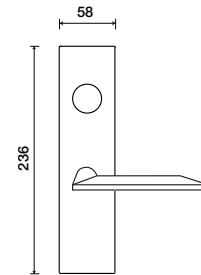
Small rose system

Lever with 54 mm square rose for mortise and custom tubular door prep



Escutcheon plate system

Lever with plate for mortise functions



See "Escutcheon Plate Options" page for available plate options

Tubular leversets ordering example:

Rise lever on a radiused square rose, passage function, in satin chrome finish with 2-3/4" backset

1580	SMQR	PA	US26D	2-3/4"	
Lever design	Rose/Plate	Function	Finish	Backset	Misc.
Rise 1580	SMQ (54 mm) SMQR (54 mm) SM (52 mm) 1912-Q (65 mm) 1912 (65 mm)	PA (Passage) FD (Full Dummy) SD (Single Dummy)	Per project specification	2-3/8" 2-3/4"	