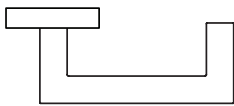


6220 | Kappa



Lever returns to within 1/2" of door face

Shown in Polished Stainless finish

Standard rose system

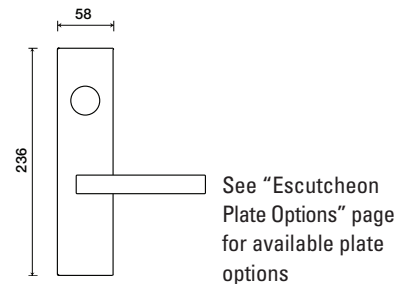
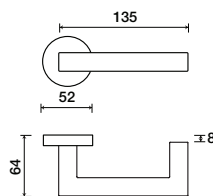
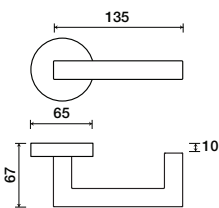
Lever with 65 mm square rose for standard tubular 2-1/8" door prep

Small rose system

Lever with 52 mm rose for mortise and custom tubular door prep

Escutcheon plate system

Lever with plate for mortise functions



See "Rose Options" page for available rose options

See "Escutcheon Plate Options" page for available plate options

Tubular leversets ordering example:

Kappa lever on a standard rose, passage function, in satin polished finish with 2-3/4" backset

6220	1912-Q	PA	629	2-3/4	
Lever design	Rose/Plate	Function	Finish	Backset	Misc.
Kappa 6220	SMQ (54 mm) SMQR (54 mm) SM (52 mm) 1912-Q (65 mm) 1912 (65 mm)	PA (Passage) PY (Privacy) FD (Full Dummy) SD (Single Dummy)	Per project specification	2-3/8" 2-3/4"	