

5300 | Omega

LEVERS

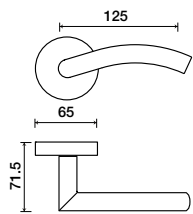


19 mm diameter standard
22 mm diameter also available

Shown in Satin Stainless

Standard rose system

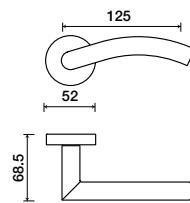
Lever with 65 mm rose for standard tubular 2-1/8" door prep



See "Rose Options" page for available rose options

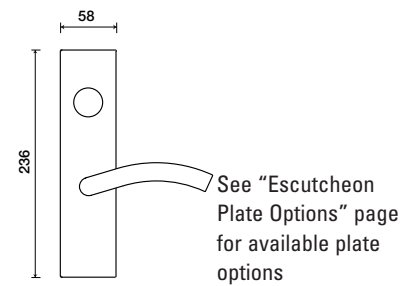
Small rose system

Lever with 52 mm rose for mortise and custom tubular door prep



Escutcheon plate system

Lever with plate for mortise functions



Tubular leversets ordering example:

Omega lever on a standard rose, passage function, in satin stainless with 2-3/4" backset

5300	1912	PA	US32D	2-3/4	
Lever design	Rose/Plate	Function	Finish	Backset	Misc.
Omega 5300	1912 (65 mm) SM (52 mm)	PA (Passage) PY (Privacy) FD (Full Dummy) SD (Single Dummy)	Per project specification	2-3/8" 2-3/4"	