

5130 | Delta

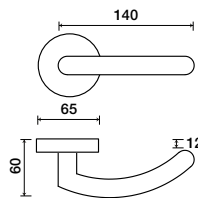


Lever returns to within 1/2" of door face

Shown in Satin Stainless finish

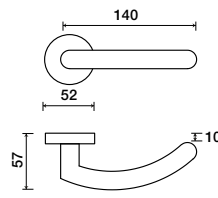
Standard rose system

Lever with 65 mm rose for standard tubular 2-1/8" door prep



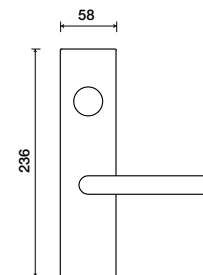
Small rose system

Lever with 52 mm rose for mortise and custom tubular door prep



Escutcheon plate system

Lever with plate for mortise functions



See "Escutcheon Plate Options" page for available plate options

See "Rose Options" page for available rose options

Tubular leversets ordering example:

Delta lever on a standard rose, passage function, in satin stainless with 2-3/4" backset

5130	1912	PA	US32D	2-3/4	
Lever design	Rose/Plate	Function	Finish	Backset	Misc.
Delta 5130	1912 (65 mm) SM (52 mm)	PA (Passage) PY (Privacy) FD (Full Dummy) SD (Single Dummy)	Per project specification	2-3/8" 2-3/4"	