



# 5000 | Alessia

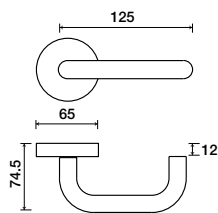


19 mm diameter standard  
 22 mm diameter also available  
 Lever returns to within 1/2" of door face

Shown in Satin Stainless finish

### Standard rose system

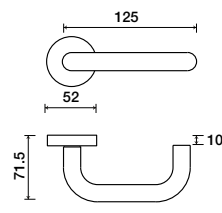
Lever with 65 mm rose for standard tubular 2-1/8" door prep



See "Rose Options" page for available rose options

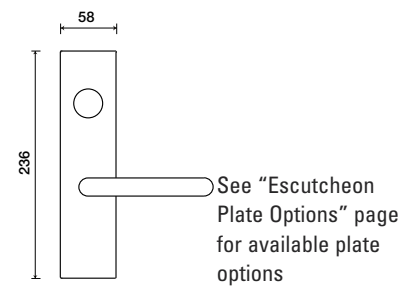
### Small rose system

Lever with 52 mm rose for mortise and custom tubular door prep



### Escutcheon plate system

Lever with plate for mortise functions



### Tubular leversets ordering example:

Alessia lever on a standard rose, passage function, in satin stainless finish with 2-3/4" backset

5000	1912	PA	US32D	2-3/4	
Lever design	Rose/Plate	Function	Finish	Backset	Misc.
Alessia 5000	1912 (65 mm) SM (52 mm)	PA (Passage) PY (Privacy) FD (Full Dummy) SD (Single Dummy)	Per project specification	2-3/8" 2-3/4"	