



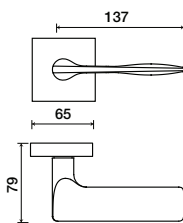
280 | Straight



Shown in Satin Stainless finish

Standard rose system

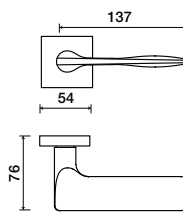
Lever with 65 mm square rose for standard tubular 2-1/8" door prep



See "Rose Options" page for available rose options

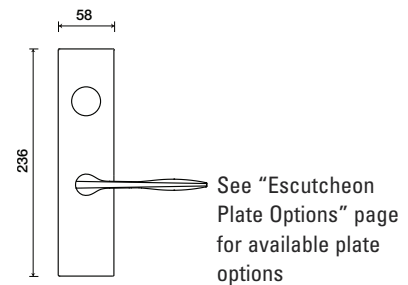
Small rose system

Lever with 54 mm square rose for mortise and custom tubular door prep



Escutcheon plate system

Lever with plate for mortise functions



Tubular leversets ordering example:

Straight lever on a standard rose, passage function, in satin stainless finish with 2-3/4" backset

280	1912Q	PA	US32D	2-3/4	
Lever design	Rose/Plate	Function	Finish	Backset	Misc.
Straight 280	1912Q (65 mm) 1912 (65 mm) SMQ (54 mm) SM (52 mm)	PA (Passage) PY (Privacy) FD (Full Dummy) SD (Single Dummy)	Per project specification	2-3/8" 2-3/4"	