




230 | Beta

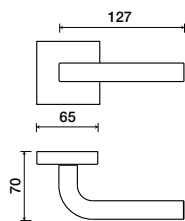


Matching item available:
• 543 door stop

Shown in Satin Stainless finish

Standard rose system

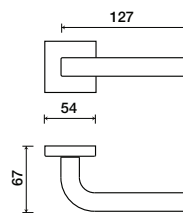
Lever with 65 mm square rose for standard tubular 2-1/8" door prep



See "Rose Options" page for available rose options

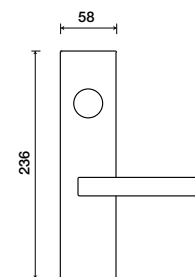
Small rose system

Lever with 54 mm square rose for mortise and custom tubular door prep



Escutcheon plate system

Lever with plate for mortise functions



See "Escutcheon Plate Options" page for available plate options

Tubular leversets ordering example:

Beta lever on a standard rose, passage function, in satin stainless finish with 2-3/4" backset

| 230 | 1912Q | PA | US32D | 2-3/4 | |
|--------------|--|--|---------------------------|--------------------------------|-------|
| Lever design | Rose/Plate | Function | Finish | Backset | Misc. |
| Beta 230 | 1912Q (65 mm) 1912 (65 mm) SMQ (54 mm) SM (52 mm) | PA (Passage) PY (Privacy) FD (Full Dummy) SD (Single Dummy) | Per project specification | 2-3/8" 2-3/4" | |