


# 220 | Alpha

LEVERS

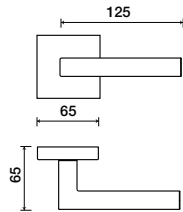


Matching item available:  
• 543 door stop

Shown in Satin Stainless finish

### Standard rose system

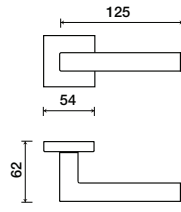
Lever with 65 mm square rose for standard tubular 2-1/8" door prep



See "Rose Options" page for available rose options

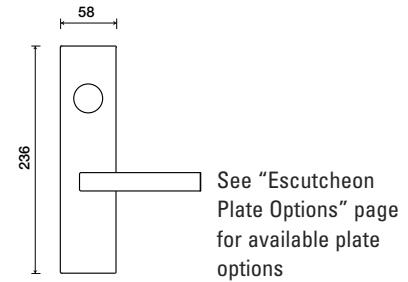
### Small rose system

Lever with 54 mm square rose for mortise and custom tubular door prep



### Escutcheon plate system

Lever with plate for mortise functions



### Tubular leversets ordering example:

Alpha lever on a standard rose, passage function, in satin stainless finish with 2-3/4" backset

220	1912Q	PA	US32D	2-3/4	
Lever design	Rose/Plate	Function	Finish	Backset	Misc.
Alpha 220	1912Q (65 mm) 1912 (65 mm) SMQ (54 mm) SM (52 mm)	PA (Passage) PY (Privacy) FD (Full Dummy) SD (Single Dummy)	Per project specification	2-3/8" 2-3/4"	