



1520 | Leaf

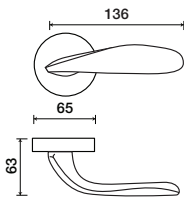


ADA Compliant

Shown in Satin Chrome finish

Standard rose system

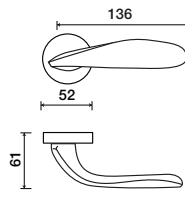
Lever with 65 mm rose for standard tubular 2-1/8" door prep



See "Rose Options" page for available rose options
(Tubular privacy application requires use of PB70 privacy bolt)

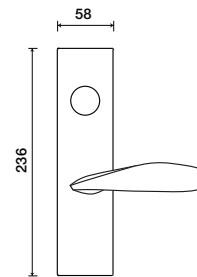
Small rose system

Lever with 52 mm rose for mortise and custom tubular door prep



Escutcheon plate system

Lever with plate for mortise functions



See "Escutcheon Plate Options" page for available plate options

Tubular leversets ordering example:

Leaf lever on a standard rose, passage function, in satin chrome finish with 2-3/4" backset

1520	1912	PA	US26D	2-3/4	
Lever design	Rose/Plate	Function	Finish	Backset	Misc.
Leaf 1520	SM (52 mm) SMQR (54 mm) 1912 (65 mm)	PA (Passage) FD (Full Dummy) SD (Single Dummy)	Per project specification	2-3/8" 2-3/4"	