

Communicating Deadbolt

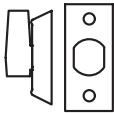
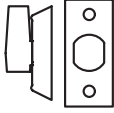
B80 and B81 Single-Side Heavy Duty Communicating Deadbolt

Features

- 1" throw high strength stainless steel deadbolt resists sawing and kick-in attacks strength and operational requirements
- Ergonomic pivot-type turnknob for ease of use
- Multiple backset choices including 2-3/4" and 2-3/8"
- Certified to meet or exceed ANSI/BHMA A 156.5 Grade 1 strength and operational requirements
- UL listed for "A" label (3-hour) single doors, 4' x 8'
- Available both as B80 for blind hole applications (flush surface on communicating side of door) or as B81 for through bore applications (cover plate on communicating side of door)
- Q designates square option (i.e. B80Q)



Specifications
Door Thickness: 1-3/8" to 2" wood or metal door; thick door configurations available upon request Backset: 2-3/4" (70mm) standard; 2-3/8" (60mm) optional Deadbolt: 1" throw Base Material: Solid Brass Construction Strikes: Square corner, 1-1/8" x 2-3/4", furnished with dust box and frame support plate Finishes: Per project specification

Function Code (Deadbolt Application)	Illustration Outside ◀ ▶ Inside	Operation
B80 (BLIND HOLE)		Deadbolt by thumbturn inside. No trim on other side.
B81 (THROUGH BORE)		Deadbolt by thumbturn inside. Blank plate on other side.

Communicating deadbolt ordering example::

Communicating deadbolt for blind hole prep, standard backset, in polished chrome finish with square corner strike.

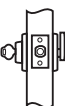

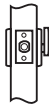
B80	COM DB	629	2-3/4	
Function	Item	Finish	Backset	Misc.
B80 (Blind hole prep) B81 (Through hole prep)	Communicating Deadbolt COM DB	Per project specification	2-3/8" 2-3/4"	Q (Designates square deadbolt option)

Contemporary Deadbolts

D500 Series Square Deadbolt



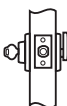

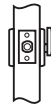
Standard Specifications	
Door Prep	Cross bore: 2-1/8" Edge bore: 1" Latch face: 1" x 2-1/4"
Backset	Fits 2-3/8" and 2-3/4"
Door Thickness	1-3/8" ~ 1-3/4" door standard
Cylinder	SC Keyway 6-pin Standard
Latches	2-3/8" and 2-3/4" available Faceplate: 1" x 2-1/4" Bolt: Full 1" throw
Base Material	Solid Brass Construction
Strikes	1-1/8" x 2-3/4" Includes Reinforcement Strike
Wood Screws	Combination screws that suit both wood and metal door mounting
Door Handing	Required on D540

Functions				
Outside	Inside	Model	Type	Description
		D520	Single Cylinder	Key Outside and Thumbturn Inside
		D540	Privacy	Thumbturn Inside and Visual Occupancy Indicator with Cointurn Outside
		D545	Privacy	Thumbturn Inside and Cointurn Outside

D600 Series Round Deadbolt



Standard Specifications	
Door Prep	Cross bore: 2-1/8" Edge bore: 1" Latch face: 1" x 2-1/4"
Backset	Fits 2-3/8" and 2-3/4"
Door Thickness	1-3/8" ~ 1-3/4" door standard
Cylinder	SC Keyway 6-pin Standard
Latches	2-3/8" and 2-3/4" available Faceplate: 1" x 2-1/4" Bolt: Full 1" throw
Base Material	Solid Brass Construction
Strikes	1-1/8" x 2-3/4" Includes Reinforcement Strike
Wood Screws	Combination screws that suit both wood and metal door mounting
Door Handing	Required on the D640

Functions				
Outside	Inside	Model	Type	Description
		D620	Single Cylinder	Key Outside and Thumbturn Inside
		D640	Privacy	Thumbturn Inside and Visual Occupancy Indicator with Cointurn Outside
		D645	Privacy	Thumbturn Inside and Cointurn Outside