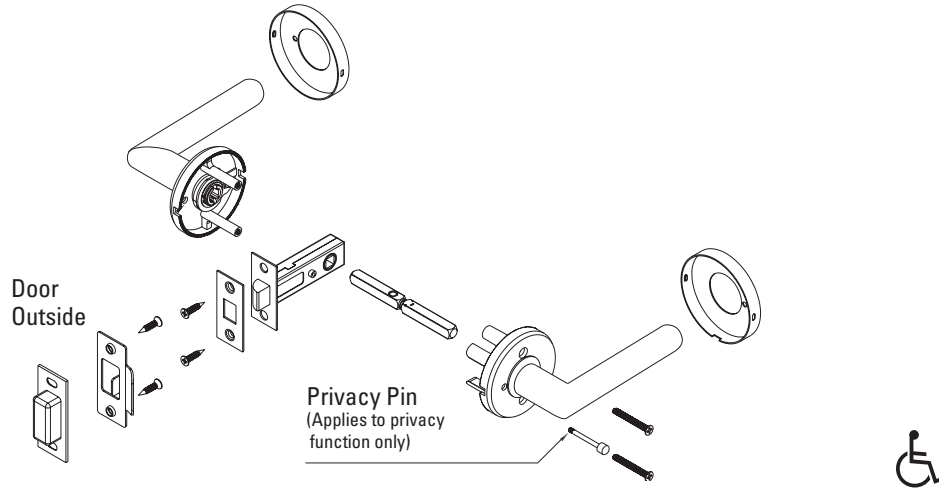


# R68 Tubular Latchset Series



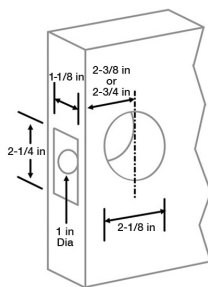
# R68 Tubular Latchset Series

The R68 residential-grade tubular latchset series, with concealed fasteners, is ideal for use where clean design is valued and economy is a primary driver. Perfect for use in high-rise multi-family interior door applications.

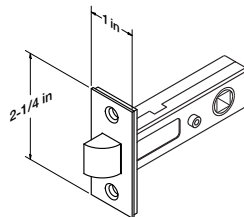


Specifications	
Application	Residential interior doors requiring passage, privacy, and dummy trim functions
Material	304 Grade Stainless Steel Levers, Roses, Latch Faceplates and Strikes
Backset	2-3/4" (70mm) and 2-3/8" (60mm); thick door parts kit available
Handing	Non-handed. Latchbolt bevel is field reversible
Door Thickness Range	1-3/8" (35mm) to 2" (51mm)
Door Preparation	2-1/8" Bored Hole - refer to door prep template for specifics
Faceplate	1" x 2-1/4" square corner standard; 1/4" Radius Corner option available
Strike	1-1/8" x 2-3/4" T Strike with 1-1/8" lip standard; Full Lip Strike and 1/4" Radius Full Lip Strike options available

### Door Preparation



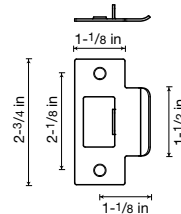
### Face Plate Size



### Strike Options

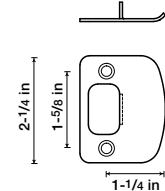
#### TSTK1

T-Strike (standard)\*



#### TSTK2

Full Lip, 1/4" Radius Corner Strike




Download our latest door preparation templates and installation instructions at [FRInternational.com](http://FRInternational.com)

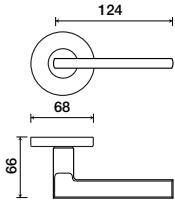
\*Latches are automatically provided with TSTK1 T-strike and strike box, unless otherwise specified.

# Lever Options


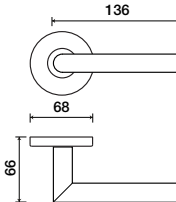
FR International offers 10 classic lever options to meet a variety of design needs.



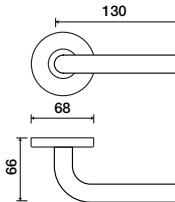
270H



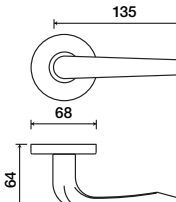
5100




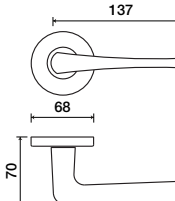
5200



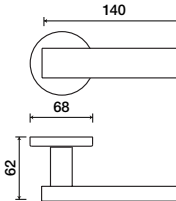
6156




6163




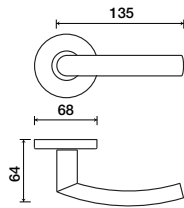
6180



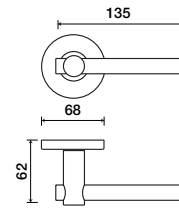
## Lever Options (continued)



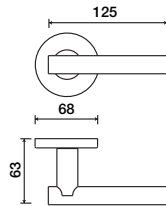
6353



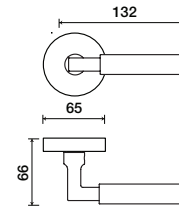
6469



6516



6612



### R68 latchset series ordering example:

6612 lever on a round rose, passage function, in satin stainless steel finish with 2-3/4" backset

6612	R68	PA	630	2-3/4"	
Lever design	Rose	Function	Finish	Backset	Options
270H 6180	R68 (68 mm)	PA (Passage)	630 Satin Stainless Steel	2-3/8"	1/4" Radius Full Lip Strike
5100 6353	R68Q (72 mm) square	PY (Privacy)	629 Polished Stainless Steel	2-3/4"	1/4" Radius Faceplate
5200 6469		SD (Single Dummy)	619 Satin Nickel		Square Corner Full Lip Strike
6156 6516			622 Black PVD		
6163 6612			613 Dark Bronze PVD		
			606 Satin Brass PVD		

FR International offers levers matching these designs on M500 Series mortise locks, and complementary designs for architectural door pulls. Contact us for more details.